


Мастер-классы Дианы Семенычевой

«Как эффективно совершенствовать свой английский, если у вас уже есть базовые знания»



Автор – Диана Семёнычева
© Эффективный английский с экспертом

www.EngExpert.ru

Новинка!



Эффективный английский для продолжающих



Эффективный английский для продолжающих

35+ обучающих программ

Совершенствуйте свой английский, занимаясь по знаменитым, любимым, увлекательным фильмам, песням, книгам и вдохновляющим роликам

Обучение построено на авторской методике, доказавшей свою эффективность, что подтверждено 16315 отзывов благодарных учеников

Приступить к обучению

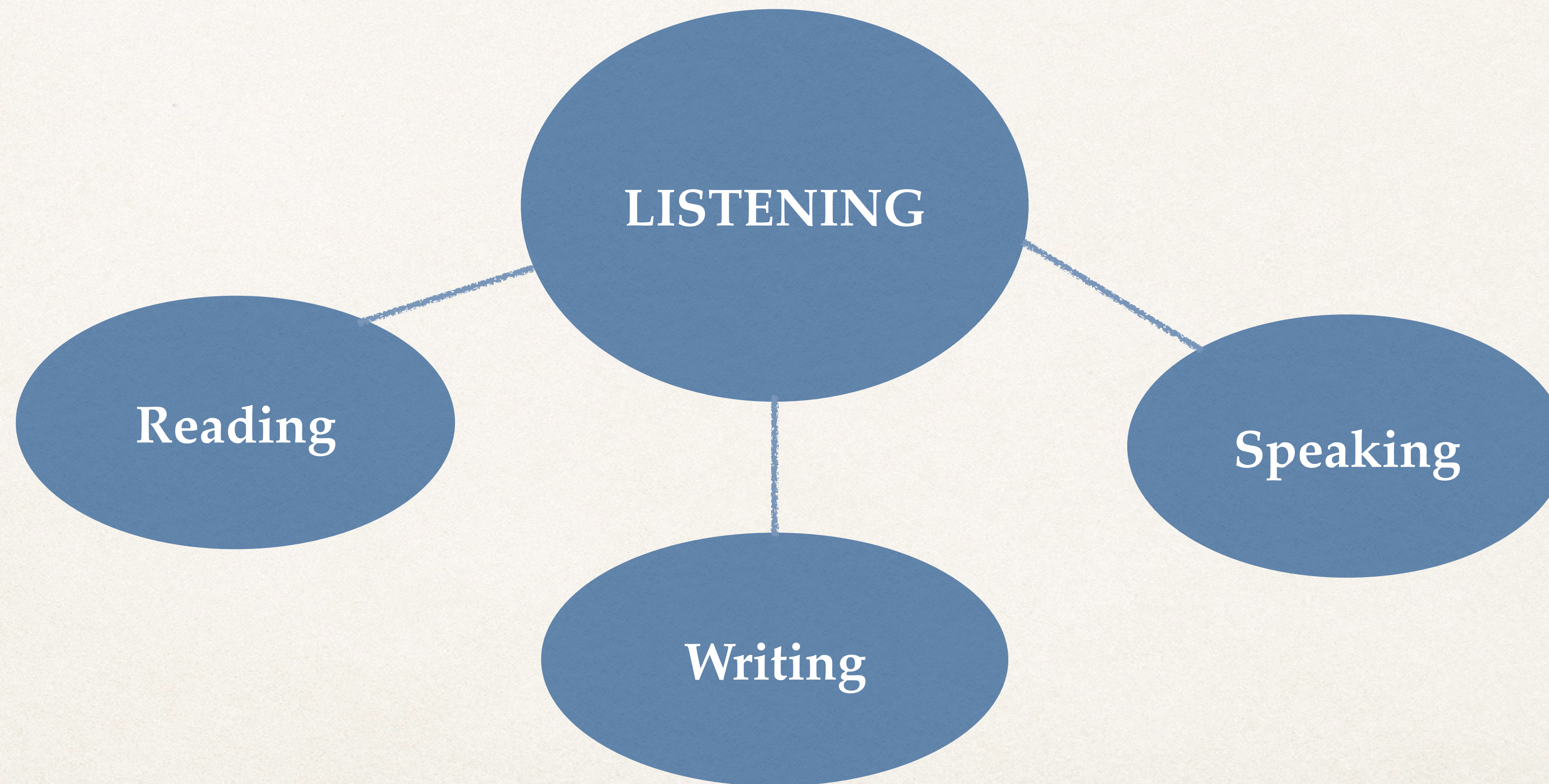


<https://info.engexpert.ru/advanced-english/>

Чек-лист

Для комплексной тренировки всех навыков

Top Secrets of Learning English in an Effective Way



Базовый чек-лист

- 1.** Один раз смотрите/слушаете оригинальный ролик, пытаетесь понять, о чем говорят, но при этом не расстраиваетесь, если сразу чего-то не понимаете и не можете расслышать.
- 2.** Смотрите видеоурок с полным разъяснением изучаемого материала, внимательно следите по слайдам.

Базовый чек-лист

3. По мере просмотра видеоурока или после него работаете с каждым предложением в программе **для активного пополнения словарного запаса Anki**. Сначала работаете с английской колодой, потом – с русской.

- **Работая с английской колодой,** повторяете вслух услышанную фразу и следите глазами по тексту, вспоминаете, что означает фраза, обращая внимание на устойчивые выражения, идиомы и пр.
- **Работая с русской колодой,** пытаетесь вспомнить, как фраза звучала в оригинале, проговариваете ее вслух, затем нажимаете соответствующую кнопку «Легко», «Хорошо», «Трудно», «Снова». И проверяете себя, услышав и увидев правильный вариант. Повторяете вслух услышанный правильный вариант фразы. Переходите к следующей фразе.

Базовый чек-лист

4. Если вы не можете разобрать какие-то слова, обратитесь к аудиословарю forvo.com.

5. Чтение + аудирование. Включаете видеоролик в оригинальном исполнении носителей языка. 3–5 раз слушаете носителей языка, следите внимательно по тексту, обращаете внимание на особенности произношения. Для большего удобства рекомендую использовать слайды и/или транскрипт с параллельным переводом на русский язык.

Базовый чек-лист

6. Аудирование. Убираете текст. Теперь слушаете без текста 3–5 раз, при этом не пытаетесь мысленно переводить. Текст вам уже знаком, воспринимайте его так, как будто говорят по-русски.

7. Аудирование + чтение + говорение. Включите запись в программе Audacity или можете использовать любой гаджет, где есть функция диктофона. Включите оригинальный ролик носителя языка, удобнее слушать носителей языка в наушниках, прочтите транскрипт вслух одновременно с тем, как произносят его носители языка. Как только закончили, нажмите на Stop и сохраните свою аудиозапись. Аудиозапись вам потребуется в самом конце работы с материалом, когда вы сравните то, как вы произносили в самом начале с тем, что вы получили в результате плотной работы с материалом.

Базовый чек-лист

8. При необходимости прочтите транскрипт вслух вместе с носителем языка еще 1-2 раза.

9. Аудирование + говорение. Включите оригинальный ролик и останавливайте его после каждого предложения и пробуйте воспроизвести вслед за носителем языка. Имитируйте все нюансы речи носителя языка, которые вы слышите. Почувствуйте себя тем человеком, речь которого имитируете. При необходимости повторите 1-3 раза. Помните, важно делать столько раз, сколько вам необходимо для достижения результата.

Базовый чек-лист

10. Включите видеоролик, говорите практически одновременно с носителем языка БЕЗ текста. Произносите все сразу же, как только слышите, в идеале с отставанием в четверть секунды. Скорее всего, у вас не получится с первого раза хорошо произнести, близко к произношению носителя языка. Повторяйте столько раз, сколько необходимо для достижения результата.

Базовый чек-лист

11. Почувствовав, что вам все это дается легко, вновь запишите себя, когда будете в последний раз работать с видеороликом. Снова включите первую запись, прослушайте, как вы говорили в самом начале, потом прослушайте вторую запись. Оцените свой прогресс.

12. Аудирование + письмо. Устраиваете себе диктант: останавливаете запись, пробуя набрать или написать текст, прозвучавший в оригинальном ролике. Затем сверяете его с транскриптом.

Lesson 5

Vanessa

*Help! I can't remember the words
I learn*

Vanessa

**Help! I can't remember
the words I learn**



**Смотрим Фрагмент 1
на YouTube.
Ссылки в чате.**

**Я молчу,
пока вы смотрите!**

Vanessa -

Help! I can't remember the words I learn

- Vanessa: Hi, I'm Vanessa from SpeakEnglishWithVanessa.com.
- **Have** you **ever forgotten** the words that you just **learned** in English? **Let's talk** about it.
- Imagine that you're working hard studying English. You're watching my lessons. You're reading books. You're watching movies.

Vanessa -

Help! I can't remember the words I learn

- And then you go to have a conversation in English and your mind is **blank**. All of these wonderful vocabulary words that you just learned **have gone in one ear and out the other. Has that ever happened to you? Well**, if it has, **first of all, you're not alone**. This can be really scary and feel disappointing. You work so hard, so why can't you remember these words? Well, **never fear**.

Vanessa -

Help! I can't remember the words I learn

- Today, I want to give you a plan to help you remember what you've learned. And of course, **like always**, I have created a free PDF **worksheet** for you that you can download right now. It will **include** all of these **tricks** for remembering words that you want to use in conversations, all of the sample sentences and **at the bottom of** the free PDF worksheet, you can answer Vanessa's **challenge question**. There's a link in the description and you can download it right now.

Vanessa -

Help! I can't remember the words I learn

- All right. So, what is the big trick to remembering words that you want to use in conversations? The most important thing is to have a lot of **input** and a lot of **output in different ways**. So, I have created four steps and we **are going to** use each of these four steps today to help you remember some important phrases.

**Смотрим Фрагмент 1
на YouTube.**

Ссылки в чате.

**Я молчу,
пока вы смотрите!**

**Смотрим Фрагмент 2
на YouTube.**

Ссылки в чате.

**Я молчу,
пока вы смотрите!**

Vanessa -

Help! I can't remember the words I learn

- Let's imagine that you want to remember this phrase, **ever since**. Maybe you **heard me use** it in a video. "I **found** Vanessa's English lesson **six months ago**, and I've **been passionate about** English ever since." Oh, this is a great phrase. You **want to be able to use** it too, but when you have an English conversation, you know that you're **just going to forget** it. So what can you do?

Vanessa -

Help! I can't remember the words I learn

- **Well, let's go through** the four steps so that you can remember this **lovely** phrase, ever since. Step number one is to **look up the word** in a dictionary. You need to know the basic meaning. I **recommend using** an English dictionary.

Vanessa -

Help! I can't remember the words I learn

- If this is **too tricky** for you, maybe you are a **pretty low beginner**, it's okay to use a translated dictionary. But if you are a little bit above a beginner, if you can understand this lesson in English, I **recommend using** an English dictionary. **This way** you **are immersing yourself in** English. So, look it up in the dictionary. In your **notebook**, **write down** the definition. "Oh, ever since means from that moment. Okay. But I need a little bit more than that."

**Смотрим Фрагмент 2
на YouTube.**

Ссылки в чате.

**Я молчу,
пока вы смотрите!**

**Смотрим Фрагмент 3
на YouTube.
Ссылки в чате.**

**Я молчу,
пока вы смотрите!**

Vanessa -

Help! I can't remember the words I learn

- So, you can use a **pronunciation dictionary** or a dictionary **in context, such as** this website, **YouGlish**. YouGlish is **awesome** because you can type any phrase and it will find somewhere that uses this phrase in a video. Beautiful, you've got context, you've got pronunciation, you've got some kind of interest because there's a topic. So, **let's watch** a **clip** from YouGlish, where you'll see ever since used.

Vanessa -

Help! I can't remember the words I learn

- Youglish: Ever since I was probably five years old, I always wanted to work with animals. Ever since I was probably five years old, I always wanted to work with animals.

Vanessa -

Help! I can't remember the words I learn

- Vanessa: **Excellent.** Now, that you have the definition, you've watched it on YouGlish, you can make your own sentence in your notebook. So, you might say, "Ever since I found Vanessa's lessons, I have been passionate about English." Lovely.

**Смотрим Фрагмент 3
на YouTube.**

Ссылки в чате.

**Я молчу,
пока вы смотрите!**

**Смотрим Фрагмент 4
на YouTube.**

Ссылки в чате.

**Я молчу,
пока вы смотрите!**

Vanessa -

Help! I can't remember the words I learn

- **Let's go on to** step number two, which is to listen for that phrase in movies, TV shows, or songs. These **common phrases come up all the time**, so when you can hear them, you'll get more context for how to use them and you won't forget them. **Let's take a look** at a **quick clip** from a movie called Ernest Saves Christmas, where you'll hear the phrase, ever since. Let's watch.

Vanessa -

Help! I can't remember the words I learn

- Actor: Christmas is **just about** my favorite time. Ever since I was a little kid, I always **felt like** it was my own personal holiday. Christmas is just about my favorite time.
Ever since I was a little kid, I always felt like it was my own personal holiday.

Vanessa -

Help! I can't remember the words I learn

- Vanessa: You **heard him say**, "Ever since I was a little kid, I felt like Christmas was my own personal holiday." Ever since I was a little kid. So, **at that moment, from that moment**, he has always felt like Christmas was his own personal holiday, **basically for his whole life**. Let's take a look at this in a song. **Unfortunately**, I can't play this song for you, because YouTube will have some problems with my video.

Vanessa -

Help! I can't remember the words I learn

- But in this Harry Styles song, he says, "**I've been praying ever since** New York." Okay, well, he went to New York City and something happened and he has needed to pray from that moment, from that trip until now. Ever since New York, I've been praying. I've been praying, ever since New York. Great. You've got more input by finding it, listening for it in media.

**Смотрим Фрагмент 4
на YouTube.**

Ссылки в чате.

**Я молчу,
пока вы смотрите!**

**Смотрим Фрагмент 5
на YouTube.
Ссылки в чате.**

**Я молчу,
пока вы смотрите!**

Vanessa -

Help! I can't remember the words I learn

- Let's go on to step number three. Step number three is to **look for** this phrase in a book. Are you noticing a theme here? **The more input you have, the easier it will be** to remember this phrase. So, **let's take a look at** a quote from a book that uses ever since. I'm going to read this phrase for you here, author Rupi Kaur says, "I **felt like** you threw me so far from myself, I've **been trying to find my way back ever since.**"

Vanessa -

Help! I can't remember the words I learn

- So he was in a relationship that really **made him feel unsteady** and when that **relationship** ended, he's **been trying to find himself** again. So, he says, "I've been trying to find my way back to myself ever since."
- So, since that person through him **so far**, it's a little poetic here, he's been trying to find his way back ever since from that moment. Beautiful.

**Смотрим Фрагмент 5
на YouTube.**

Ссылки в чате.

**Я молчу,
пока вы смотрите!**

**Смотрим Фрагмент 6
на YouTube.**

Ссылки в чате.

**Я молчу,
пока вы смотрите!**

Vanessa -

Help! I can't remember the words I learn

- All right. And step number four is to use it in a conversation. When you have been focusing on the phrase, ever since, in books, in movies, in TV shows, in YouGlish, in a dictionary, writing those sentences down, it is in your mind. **It is stuck in your mind.** So, you can **consciously**, this means you make the decision to use this phrase the next time you have a conversation.

Vanessa -

Help! I can't remember the words I learn

- So, you might say, "I **started watching cartoons** in English **when I was a child**. And I've **been excited about** English ever since." If someone asks you, "Oh, your English is pretty good. How did you **get started learning** English?" You could use this phrase. "Oh, well, I've **been watching** cartoons since I was a kid. And I've been excited about English ever since."

Vanessa -

Help! I can't remember the words I learn

- From the moment I was a child until now and it's continuing into the future. Ever since, success, you have used this phrase in a conversation. All right, now that we've learned ever since, **let's learn** a second expression using these four steps, just to **help reinforce** how it works.

Vanessa -

Help! I can't remember the words I learn

- The next expression is, **to seal the deal**, to seal the deal. You might say, "Yeah, I've **been kind of interested** in English **for a couple years**, but when I found Vanessa's lessons that sealed the deal." Oh, what could this mean? You might have heard me use this expression in my videos, but now you want to **dig deeper** and use it yourself. So, let's follow these four steps.

**Смотрим Фрагмент 6
на YouTube.**

Ссылки в чате.

**Я молчу,
пока вы смотрите!**

**Смотрим Фрагмент 7
на YouTube.
Ссылки в чате.**

**Я молчу,
пока вы смотрите!**

Vanessa -

Help! I can't remember the words I learn

- Step number one is to look it up in the dictionary. So, you look it up in the dictionary and you see that it means to make something official. It wasn't official before and now it's official. But how is this really used? So, you look it up on YouGlish to get some ideas.
- Let's watch one of those clips.

Vanessa -

Help! I can't remember the words I learn

- Youglish: Want to become an astrophysicist?
Hopefully this video will seal the deal, either that you definitely should, or definitely should not. Want to become an astrophysicist? Hopefully this video will seal the deal, either that you definitely should, or definitely should not.

Vanessa -

Help! I can't remember the words I learn

- Vanessa: All right, now you have a little more context. You've heard the pronunciation. Now, it's time to make your own sentence. You might say, "I wasn't sure if I wanted to take this English course, but after reading the **reviews**, that sealed the deal." It made it official. I decided to **join the course**.

Vanessa -

Help! I can't remember the words I learn

- And just a little note, both of these expressions today, ever since and seal the deal, are expressions that you will learn in my course, The Fearless Fluency Club. I hope that this review will seal the deal for you. Our member Gely said, "This is the best course I've ever had." I'm so happy that she found a great course **that's a good fit for** her.

Vanessa -

Help! I can't remember the words I learn

- And I hope it could be a good fit for you **too**. If you want to **express yourself completely** and speak English **confidently, expand** your vocabulary, this is the place for you.

**Смотрим Фрагмент 7
на YouTube.**

Ссылки в чате.

**Я молчу,
пока вы смотрите!**

**Смотрим Фрагмент 8
на YouTube.**

Ссылки в чате.

**Я молчу,
пока вы смотрите!**

Vanessa -

Help! I can't remember the words I learn

- You'**ll be able to use** real American English vocabulary, so that you can say exactly what you want to say. You'**ll be able to use common phrasal verbs for daily life**, so that you can speak **like** an American. And you'll be able to use American English pronunciation, so that you can speak **clearly** and **understandably**.

Vanessa -

Help! I can't remember the words I learn

- There is a link in the description where you can join The Fearless Fluency Club and get a \$60 discount, that is in the link in the description.

Vanessa -

Help! I can't remember the words I learn

- So, if you **want to join** in another place, you might **pay full price**. But if you click the link in the description, you'll **get to save** \$60. I hope you can **join me** and thousands of other motivated English learners in The Fearless Fluency Club. All right, let's continue learning, to seal the deal, with step number two.

**Смотрим Фрагмент 8
на YouTube.**

Ссылки в чате.

**Я молчу,
пока вы смотрите!**

**Смотрим Фрагмент 9
на YouTube.
Ссылки в чате.**

**Я молчу,
пока вы смотрите!**

Vanessa -

Help! I can't remember the words I learn

- Step number two for remembering new words is to listen for that word or phrase in a movie, a TV show or a song. This expression, to seal the deal, was used in the famous movie **Wedding Crashers**. **Let's watch** a quick clip, **listen for** the expression, to seal the deal, and then we'll talk about it.

Vanessa -

Help! I can't remember the words I learn

- Actor: **This is completely against the rules.** You have a wedding and a reception to seal the deal. Period. This is completely against the rules. You have a wedding and a reception to seal the deal. Period.
- Vanessa: You heard a guy, very **emphatically**, a little angry, say, "You have a wedding and a reception to seal the deal." Well, when you get married, it's pretty official, right?

Vanessa -

Help! I can't remember the words I learn

- And most people in the US will have a wedding, this is a ceremony, something official, and then a reception, usually there's eating something, sometimes there's dancing and that seals the deal, that makes it official. You have a wedding and a reception to seal the deal and you're married. Great.

**Смотрим Фрагмент 9
на YouTube.**

Ссылки в чате.

**Я молчу,
пока вы смотрите!**

**Смотрим Фрагмент
10 на YouTube.
Ссылки в чате.**

**Я молчу,
пока вы смотрите!**

Vanessa -

Help! I can't remember the words I learn

- So, **let's move on to** step number three, which is to **look for** this phrase in a book that you're reading. Kerri Walsh used this phrase, she says, "We want to seal the deal that we are the best team that's ever happened." Okay. They don't want any doubt in anyone's mind that they are the best team. "We want to seal the deal that we are the best team."

Vanessa -

Help! I can't remember the words I learn

- And when you see that phrase in the book, you'll say, "Oh, I know that phrase, oh, what is that? Seal the deal, seal the deal that we're the best team. There's no **certainty**. This is absolutely **the way it is**. It's official. Yes. I learned that phrase." So, it's another way to add that to your memory. All right, let's go on to step number four.

Vanessa -

Help! I can't remember the words I learn

- Step number four is to use it in a conversation.
- So, **let's imagine** that you **took a new job**. You might say, "Yeah, I had an interview for a job and I wasn't so sure about it, but after learning more about the company and meeting the boss and some of the employees, I decided to seal the deal and join the company." Okay.

Vanessa -

Help! I can't remember the words I learn

- You decided to take the job. You could say, "I decided to take the job." Or you could use this beautiful phrase, seal the deal. "I decided to seal the deal and take the job." Lovely. So, how did you do, I hope that you can remember those two phrases, ever since and seal the deal, because we followed these four steps.

**Смотрим Фрагмент
10 на YouTube.
Ссылки в чате.**

**Я молчу,
пока вы смотрите!**

**Смотрим Фрагмент
11 на YouTube.
Ссылки в чате.**

**Я молчу,
пока вы смотрите!**

Vanessa -

Help! I can't remember the words I learn

- You can take this knowledge into your English learning and follow these steps with any phrase.
- I **recommend downloading** the free PDF worksheet that goes with this lesson, so that you never forget these four steps and you can see several examples and sample sentences. **At the bottom of** the free PDF worksheet, you can answer Vanessa's challenge question.

Vanessa -

Help! I can't remember the words I learn

- I hope this will **help you to have some courage** in your English as you speak. Well, thank you so much for learning English with me and **I'll see you** again next Friday for a new lesson here on my YouTube channel. Bye.

**Смотрим Фрагмент
11 на YouTube.
Ссылки в чате.**

**Я молчу,
пока вы смотрите!**

Новинка!



Эффективный английский для продолжающих



Эффективный английский для продолжающих

35+ обучающих программ

Совершенствуйте свой английский, занимаясь по знаменитым, любимым, увлекательным фильмам, песням, книгам и вдохновляющим роликам

Обучение построено на авторской методике, доказавшей свою эффективность, что подтверждено 16315 отзывов благодарных учеников


[Приступить к обучению](#)



<https://info.engexpert.ru/advanced-english/>

Мастер-классы Дианы Семенычевой

«Как эффективно совершенствовать свой английский, если у вас уже есть базовые знания»



Автор – Диана Семёнычева
© Эффективный английский с экспертом

www.EngExpert.ru